

How to Green Clean



Don't be greenwashed into thinking you need a variety of store bought 'eco-cleaners' to clean your home. You might discover that you already own all you need to create your very own green cleaning kit. So, avoid the supermarket cleaning aisle and start in your pantry instead!



A Greener Cleaning Kit



Aluminium foil, bicarbonate of soda, eucalyptus oil, white vinegar, lemons, olive oil, pure soap and washing soda double as cheap, effective and environmentally safe cleaning agents.

Greener cleaning recipes-laundry

Cleaning need	Greener alternative
Fabric softener	½ cup vinegar in place of fabric softener; also cleans washing Machine.
Laundry powder	Mixture of pure soap, lemon juice and washing soda removes stains and softens water so you need less detergent.
Mould, smell and bacteria remover	Soak clothes overnight in a bucket with 1 cup vinegar in warm water.
Pillows, doonas, blankets	Air in sun as sun kills bacteria 
Stain Remover	Put eucalyptus oil in a spray bottle (can be used neat or with water), spray stain then wash as normal. Good for removing grease, chewing gum and stubborn stains.
Wool washes	Use eucalyptus oil in wool washes to deter silverfish and moths.




Empty containers of toxic household cleaning agents are considered **hazardous waste** and cannot be disposed of in your kerbside recycling bin. They can be dropped off for free at the WMRC Recycling Centre. Contact the **WMRC Recycling Hotline** if unsure.

Shop smart – always read the label and choose the less toxic option.

Buy in bulk to reduce packaging.






WMRC Recycling Hotline: (08) 9384 6711

More recipes over page 



Greener cleaning household recipes

Cleaning Need	Greener Alternative
Air freshener	Add a few drops of your favourite essential oils to a spray water bottle.
Carpet cleaner	To deodorise: sprinkle bicarbonate (bicarb.) soda on carpet before vacuuming. To remove stains: wet area and sprinkle with bicarb. soda, brush up and vacuum when dry.
Chopping board cleaner	Rub with a cut lemon (also good for BBQ's). 
De-scale kettle / urn	Put a few slices of lemon in kettle or equal parts vinegar and water, boil and leave overnight. For heavy scale, add some tartaric acid with the lemon.
Fridge cleaner	Vanilla essence on a damp cloth for a clean smell. Put a saucer of bicarb soda in fridge to absorb bad smells, use the soda for cleaning afterwards.
Oven cleaner /Stove top	Vinegar and bicarb. soda.
Silver cleaner 	Line your sink or a baking pan with aluminium foil. Cover with bicarb soda. Fill with 6cm near boiling water. Fully immerse your silver making sure that they are in full contact with the foil and aren't touching each other. Leave for a few minutes until tarnish disappears, then rinse with cold water and dry gently with a soft cloth.
Surface and ceramic cleaner (including basins and showers)	Use bicarb. soda on a damp cloth (Tip: store soda in a flour shaker to keep dry). Put vinegar in a spray bottle either use neat or diluted with water (depending on how dirty). Smell only lasts while wet. Dry with a clean towel.
Tiles and laminates	Eucalyptus oil in a bucket of water. 
Toilet cleaner	Vinegar and bicarb. soda leave overnight. Antibacterial essential oils such as eucalyptus, lavender and tea tree add freshness to toilet bowls.
Windows and mirrors	<i>Windows:</i> Put vinegar in a spray bottle either neat or diluted ½ cup vinegar to 1 litre water. Use vinegar with crumpled newspaper for a good sheen. Wash window with soapy water first if especially dirty. <i>For bathroom mirrors:</i> apply eucalyptus oil with a wad of newspaper to prevent fogging.
Wooden floors	Vinegar and warm water (1/2 cup vinegar to 4L water) with a few drops tea-tree / eucalyptus oil.



Greener cleaning is smarter cleaning.



AVOID: unnecessary packaging, plastic waste, environmentally toxic ingredients.



REDUCE: cost, landfill waste, plastics, clutter, exposure to toxic ingredients, impact on the environment.

-Printed on 100% recycled paper. Please reuse, recycle or compost.-